

## MID VACUUM RANGE

---



Select a mid vacuum system  
that suits your needs

*Improving your workspace*

# NEDERMAN MID VACUUM SYSTEMS

***Our Mid Vacuum Systems consists of a filter unit, a vacuum unit, and also a starter unit that controls it all. Our range of several different modes of operation and a variety of fan units and features result in systems that can be easily adapted for each customer's specific needs.***

## **The advantages are many**

There are many reasons to use Nedermans industry-leading mid vacuum range, some of which are listed below:

### **Efficient dust collection**

To reduce allergies and respiratory problems you need the right equipment. With Nederman Mid Vacuum systems you will have efficient extraction and always use the correct capacity for the job to avoid unnecessary noise and save energy.

- The dust is captured directly at the source with internal extraction ducting or by arms or manifolds.
- Cleaning of floors and benches.
- Ventilation mode (option) will capture airborne particles over the work benches. This dust is – together with noise – the biggest environmental problem especially in wood workshops.

### **Highly adaptable**

With several available drive modes you can easily find a combination that matches your demands.

### **Silent and subtle**

To minimise the disturbance and impact on work environment the units have silent drive and are of modest size. In addition to this you can also house the central unit outside the actual building to reduce the sound level and space requirements even further.

### **User friendly systems - robust technical solutions and advanced control technology**

- During operation the system automatically chooses the correct running mode for every type of inlet and operation to minimize noise.
- Bin level indicator (option) stops the unit when the bin is full to prevent overload.
- Large bin, 240 liters on a smart trolley. Saves time and gives less spillage when emptying.

### **Low maintenance costs**

- Easy-to-do filter change
- Low filter cost
- Electrical filter cleaning is standard equipment.
- Multiple run modes prolongs system life.

### **Useful for:**

- several simultaneous users
- light to medium heavy material
- voluminous material
- limited pipe lengths

*See table on last page for an overview of features and combinations.*

## **TECHNICAL DATA**

### **VACUUM UNIT**

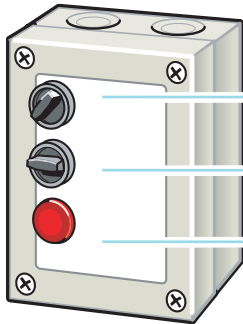
Shared data (see back for more information about specific models)

Noise level	<65 dB
Height/Width/Depth (mm)	1170 x 660 x 660, S1-45: 1100 x 1550 x 1300
Inlets/Outlets Ø (mm)	160/125, S1-45: 160/160

<b>FILTER UNIT</b>	<b>Height/Width/Depth (mm)</b>	<b>Filter efficiency</b>	<b>Dust bin volume</b>
F-180	1920/885/800	99.9 % (BIA Category C)	240 litres standard bag
F-220	2280/885/800	99.9 % (BIA Category C)	240 litres standard bag
<b>Filter indicator</b>		Optical, available as accessory	
<b>Filter cleaning unit data</b>		Electrical, shaking	
<b>Inlets/Outlets</b>		Inlets: 1 x 150 mm, 2 x 100 mm / Outlet: 1 x 160 mm	

*Both filter units can be used with any combination of vacuum unit & starter. For starter information see separate data sheet.*

## RSA (Remote Start and Alarm)



The units have both safe operation and are easy to control using our RSA.

ON/OFF

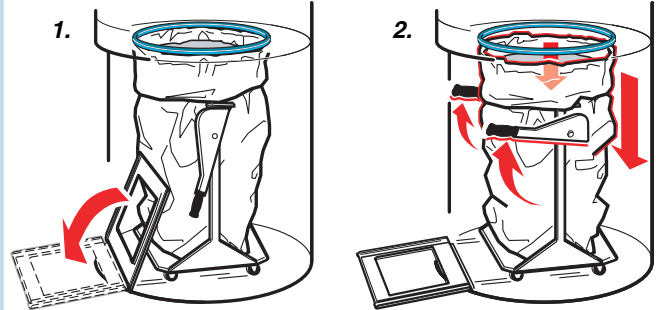
Normal/Cleaning

"Dust bag full" indicator lamp

Sample RSA. Exact type depending on starter.

## Smart trolley for easy maintenance

Instead of having to reach into the unit for maintenance you roll out the entire trolley, dust bag and all. The trolley has handles that are folded in when not in use.

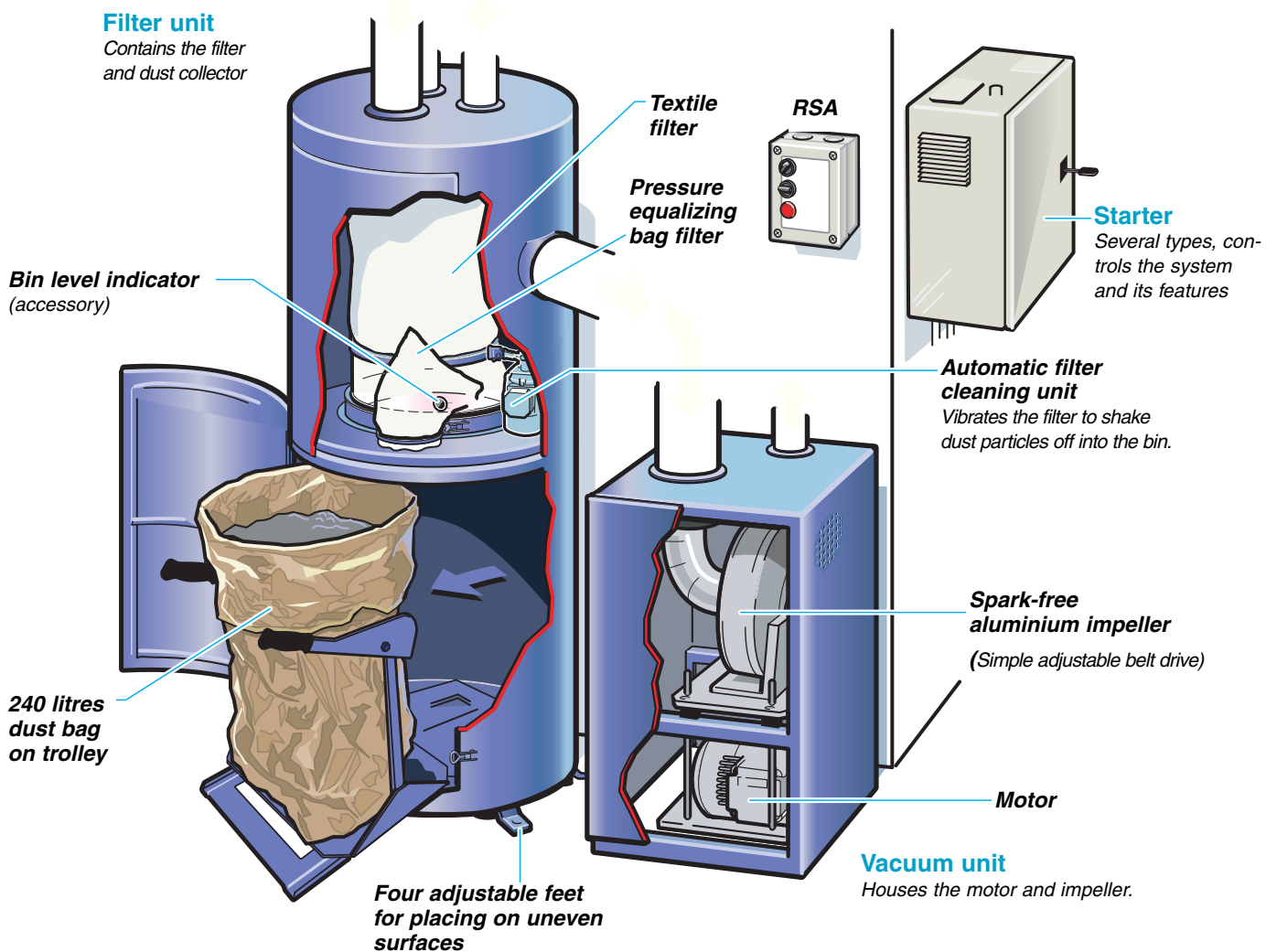


1. Flip down the enclosed ramp. The wheels use the inset tracks for sturdy operation

2. Pull the trolley's handles upward. This also lowers the bag holder from the seal and enables the trolley to be removed from the unit.

## A complete Mid Vacuum system

(Vacuum unit + filter unit + starter unit)



## AVAILABLE COMBINATIONS (Unit+Starter)

Unit	Power	Starter	Max.flow	Max. vacuum	RSA	Ventilation mode	Low speed	High speed
S1-17	4 kW	SC 4 DS	1700 m <sup>3</sup> /h	10 kPa	RSA 1	-	-	Yes
S2-17	1.1/4 kW	SC 1.1/4	900/1700 m <sup>3</sup> /h	2,5/10 kPa	RSA 2	-	Yes	Yes
S2-17	1.1/4 kW	SC 1.1/4*	900/1700 m <sup>3</sup> /h	2,5/10 kPa	RSA 3	Yes (1/2)**	Yes	Yes
S1-17	4 kW	SC 4 F	1700 m <sup>3</sup> /h	10 kPa	RSA 2	-	Yes <----->	Yes
S1-17	4 kW	SC 4 F	1700 m <sup>3</sup> /h	10 kPa	RSA 3	Yes	Yes <----->	Yes
S1-23	5.5 kW	SC 5.5 YD	2300 m <sup>3</sup> /h	10 kPa	RSA 1	-	-	Yes
S2-23	1.45/5.9 kW	SC 1.45/5.9	1200/2300 m <sup>3</sup> /h	2,5/10 kPa	RSA 2	-	Yes	Yes
S2-23	1.45/5.9 kW	SC 1.45/5.9*	1200/2300 m <sup>3</sup> /h	2,5/10 kPa	RSA 3	Yes (1/2)**	Yes	Yes
S1-23	5.5 kW	SC 5.5 F	2300 m <sup>3</sup> /h	10 kPa	RSA 2	-	Yes <----->	Yes
S1-23	5.5 kW	SC 5.5 F	2300 m <sup>3</sup> /h	10 kPa	RSA 3	Yes	Yes <----->	Yes
S1-28	7.5 kW	SC 7.5 YD	2800 m <sup>3</sup> /h	12 kPa	RSA 1	-	-	Yes
S2-28	2/8 kW	SC 2/8	1400/2800 m <sup>3</sup> /h	3/12 kPa	RSA 2	-	Yes	Yes
S2-28	2/8 kW	SC 2/8*	1400/2800 m <sup>3</sup> /h	3/12 kPa	RSA 3	Yes (1/2)**	Yes	Yes
S1-28	7.5 kW	SC 7.5 F	2800 m <sup>3</sup> /h	12 kPa	RSA 2	-	Yes <----->	Yes
S1-28	7.5 kW	SC 7.5 F	2800 m <sup>3</sup> /h	12 kPa	RSA 3	Yes	Yes <----->	Yes
S1-45	11 kW	SC 11 YD	4800 m <sup>3</sup> /h	13 kPa	RSA 1	-	-	Yes
S1-45	11 kW	SC 11 F	4800 m <sup>3</sup> /h	13 kPa	RSA 2	-	Yes <----->	Yes
S1-45	11 kW	SC 11 F	4800 m <sup>3</sup> /h	13 kPa	RSA 3	Yes	Yes <----->	Yes

\* Basic ventilation mode available as accessory.

<-----> Stepless flow regulation

\*\* Uses low speed mode for ventilation.

### Environmental information

Automatic start/stop and multiple drive modes saves energy.

Solvent-free lacquering process.

Bromine free plastic parts marked for recycling.

Recyclable > 90% (weight) depending on model.

The majority of Nederman's products are manufactured within ISO 9001 and ISO 14001-certified system.

Rights reserved for modification of design and measurements.

Manufacturer:

**AB Ph. Nederman & Co**  
Svista  
SE-635 02 Eskilstuna  
Sweden

E-mail: support@nederman.se  
Tel.: Int. +46 16 16 07 00  
Fax: Int. +46 16 16 07 41  
www.nederman.com

**Nederman**<sup>®</sup>  
Improving your workspace